

CMSC201

Computer Science I for Majors

Lecture 06 – While Loops

Last Class We Covered

- Algorithms
- Program design
 - Input, process, output
 - Flowcharts and pseudocode
- Syntax and Logic Errors
- Decision structure practice

Any Questions from Last Time?

Today's Objectives

- To learn about and use a **while** loop
 - To understand the syntax of a **while** loop
 - To use a **while** loop for interactive loops
 - To learn about infinite loops
 - (And how to avoid them)
- To practice conditionals

Practice: `if`, `elif`, and `else`

```
if
else
elif
```

```
if
if
elif
else
```

```
if
elif
```

```
if
elif
elif
else
else
```


```
if
    if
    if
else
    if
```

```
if
elif
if
elif
```

```
if
else
    if
    elif
    elif
else
```

Practice: `if`, `elif`, and `else`


```
if
else
elif
```



```
if
elif
elif
else
else
```




```
if
elif
if
elif
```



```
if
if
elif
else
```



```
if
    if
    if
else
    if
```



```
if
else
    if
    elif
    elif
else
```



```
if
elif
```



Practice: `if`, `elif`, and `else`

```
if
else
elif
```



```
if
elif
elif
else
else
```



```
if
elif
if
elif
```



```
if
if
elif
else
```



```
if
    if
    elif
else
    if
```



```
if
else
    if
    elif
    elif
else
```



```
if
elif
```



Looping

Control Structures

- Structures that control how the program “flows” or operates, and in what order

- Sequence ✓ we've already seen these

- Decision Making ✓

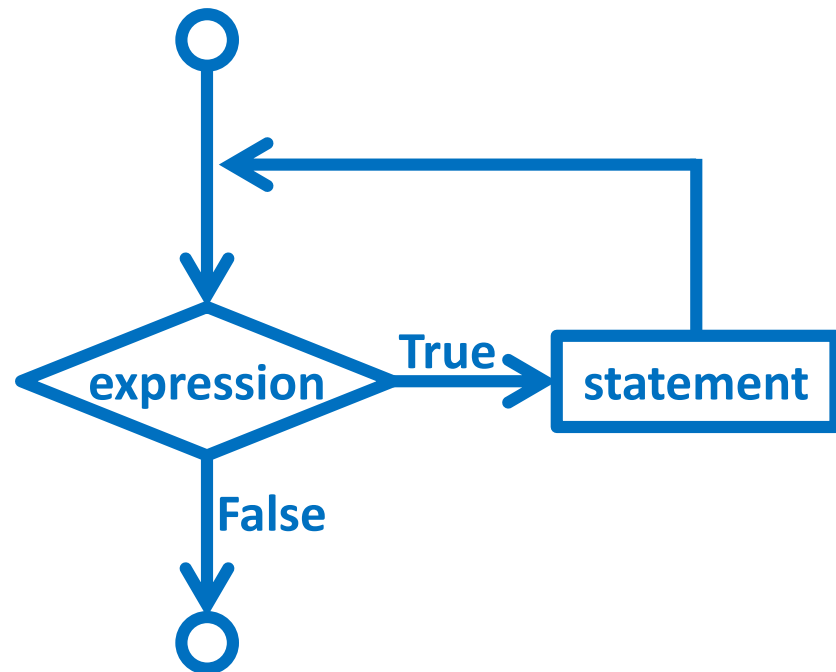
- Looping what we're covering today

Looping

- Doing something over and over (and over) again
- Used in combination with decision making
 - If not decision is being made, we just loop forever
 - This is called an “infinite loop”
- What are some real life examples?
 - Jumping rope
 - Walking up steps

Looping

- We'll cover this in detail today
- It looks something like this...



Looping

- Python has two kinds of loops, and they are used for two different purposes

- The **while** loop
 - Works for basically everything
- The **for** loop:
 - Best at *iterating* over something
 - Best at counted iterations

what we're
covering today

The `while` Loop

“while” Loops

- `while <condition>:`
 `<body>`
- The **body** is a sequence of one or more statements indented under the heading
 - As long as the **condition** is **True**, the **body** will run (repeatedly if needed)

How a **while** Loop Works

- The **while** loop uses a Boolean condition
 - That evaluates to either **True** or **False**
- If the condition is **True**:
 - Body of **while** loop is executed
 - Once that's over, condition is checked again
- If the condition is **False**:
 - Body of **while** loop is skipped

Parts of a `while` Loop

- Here's some example code... let's break it down

```
date = 0
```

```
while date < 1 or date > 30:
```

```
    date = int(input("Enter the day: "))
```

```
print("Today is September", date)
```


Parts of a `while` Loop

- Here's some example code... let's break it down

initialize the variable the `while` loop will use for its decision

```
date = 0
```

the loop's Boolean condition (loop runs until this is **False**)

```
while date < 1 or date > 30:
```

```
    date = int(input("Enter the day: "))
```

```
    print("Today is September",
```

the body of the loop (must change the value of the loop variable)

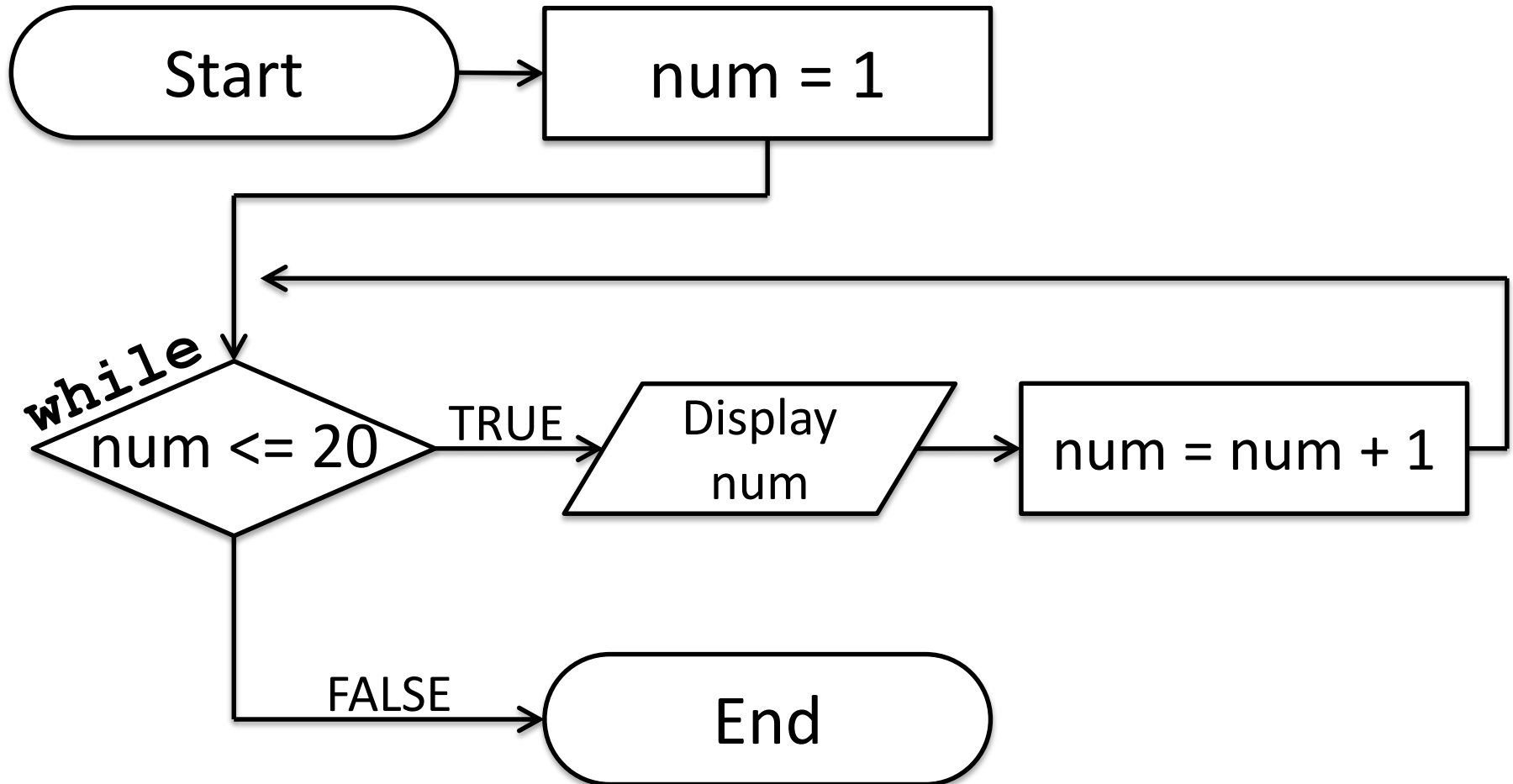
Example `while` Loop

- We can use a `while` loop to count
 - Count from 1 up to and including 20

```
num = 1                # we have to initialize num

while num <= 20:      # so that we can use it here
    print(num)
    num = num + 1     # don't forget to update
                     # the loop variable
```

Example `while` Loop



Example Counting `while` Loops

- By changing a number of factors, you can change how a counting loop behaves

```
num = 1                # this controls the start
while num <= 20:       # this controls the stop
    print(num)
    num = num + 1      # this controls the update
```

- How would you count 2, 4, 6, ... 96, 98, 100?
- What about from 10 down to 0?

Calculating **while** Loops

- For a **while** loop that needs to calculate something, you must initialize the relevant variable outside of the loop, before it starts
- For example, if calculating the total of 10 user-provided numbers, initialize a “total” variable before the while loop

Totaling `while` Loop

- Here is a completed example:

```
count = 0
```

```
total = 0
```

```
while count < 10:
```

```
    num = int(input("Please enter a number: "))
```

```
    total += num
```

```
    count += 1
```

```
print("The total is", total)
```

Infinite Loops and Other Problems

Loop Body Not Being Reached

- A **while** loop's body may be skipped over entirely
 - If the Boolean condition is initially **False**

```
militaryTime = 1300
```

```
while (militaryTime < 1200):  
    print("Good morning!")  
    militaryTime = militaryTime + 100
```


When is the Conditional Checked?

```
savings = 0
while savings < 1000:
    # full-time job pays out
    savings += 500
    # freelancing job pays out
    savings += 150
print("savings is", savings)
```

- What is the value of savings at the end?

When is the Conditional Checked?

```
savings = 0
```

```
while savings < 1000:
```

```
    # full-time job pays out
```

```
    savings += 500
```

```
    # freelancing job pays out
```

```
    savings += 150
```

```
print ("
```

The value of savings is 1300

Even though the condition was “reached” when we added 500 the second time, the entire loop must run before the conditional is checked again

- What is the value of savings at the end?

Infinite Loops

- An *infinite loop* is a loop that will run forever
 - The conditional the loop is based on always evaluates to **True**, and never to **False**
- Why might this happen?
 - The loop variable is not updated
 - The loop variable is updated wrong
 - The loop conditional uses the wrong variable
 - The loop conditional checks the wrong thing



Infinite Loop Example #1

- Why doesn't this loop end? What will fix it?

```
age = int(input("How old are you? "))  
while age < 18:    # can't vote until 18  
    print("You can't vote at age", age)  
  
print("Now you can vote! Yay!")
```

Infinite Loop Example #1

- Why doesn't this loop end? What will fix it?

the loop variable (**age**) never changes, so the condition will never evaluate to **False**

```
age = int(input("How old are you? "))
```

```
while age < 18:    # can't vote until 18
    print("You can't vote at age", age)
```

```
print("Now you can vote! Yay!")
```

Infinite Loop Example #2

- Why doesn't this loop end? What will fix it?

```
while True:  
    # ask user for name  
    name = input("What is your name? ")  
  
print("Hello", name + "!")
```

Infinite Loop Example #2

- Why doesn't this loop end? What will fix it?

```
while True:
    # ask user for name
    name = input("What is your name? ")
    print("Hello", name + "!")
```

True will never evaluate to False, so the loop will never exit

Don't ever do this! It's sloppy programming, and it's not allowed in 201.

Infinite Loop Example #3

- Why doesn't this loop end? What will fix it?

```
cookiesLeft = 50
```

```
while cookiesLeft > 0:
```

```
    # eat a cookie
```

```
    cookiesLeft = cookiesLeft + 1
```

```
print("No more cookies!")
```


Infinite Loop Example #3

- Why doesn't this loop end? What will fix it?

```
cookiesLeft = 50
```

```
while cookiesLeft > 0:  
    # eat a cookie
```

```
    cookiesLeft = cookiesLeft + 1
```

```
print("No more cookies!")
```

the loop body is INCREASING the number of cookies, so we'll never reach zero!



Infinite Loop Example #4

- Why doesn't this loop end? What will fix it?

```
countdown = 10
```

```
print("Countdown begin...")
```

```
while countdown > 0:
```

```
    print(countdown, "...")
```

```
print("Blastoff!")
```

Infinite Loop Example #4

- Why doesn't this loop end? What will fix it?

```
countdown = 10
```

```
print("Countdown begin
```

```
while countdown > 0:
```

```
    print(countdown, "...")
```

```
print("Blastoff!")
```

the countdown variable is not being decremented, so it will never go below zero

Infinite Loop Example #5

- Why doesn't this loop end? What will fix it?

```
grade = ""
name = ""
while name != "Hrabowski":
    # get the user's grade
    grade = input("What is your grade? ")

print("You passed!")
```

Infinite Loop Example #5

- Why doesn't this loop end? What will fix it?

```
grade = ""
```

```
name = ""
```

```
while name != "Hrabowski":
```

```
    # get the user's grade
```

```
    grade = input("What is your grade? ")
```

```
print("You passed!")
```

the loop conditional is checking the wrong variable! we also never change the name, so this will never end

Ending an Infinite Loop

- If you run a Python program that contains an infinite loop, it may seem like you've lost control of the terminal!
- To regain control, simply type **CTRL+C** to interrupt the infinite loop
 - **KeyboardInterrupt** will be displayed, and you'll regain control

Practice with Decisions

Loop Example #5 – Fixing It

- Let's update this to ask for the user's grade
 - An "A" or a "B" means that they passed

```
grade = ""  
while ...what goes here?  
    # get the user's grade  
    grade = input("What is your grade? ")  
  
print("You passed!")
```

Loop Example #5 – Truth Table

- Let's evaluate this expression

grade != "A" or grade != "B"

grade	grade != "A"	grade != "B"	or
"A"			
"B"			
"C"			

Loop Example #5 – Truth Table

- Let's evaluate this expression

`grade != "A" or grade != "B"`

<code>grade</code>	<code>grade != "A"</code>	<code>grade != "B"</code>	<code>or</code>
"A"	False	True	True
"B"	True	False	True
"C"	True	True	True

- This does not give us the answer we want
 - This just loops forever and ever (infinitely)

Loop Example #5 – Truth Table

- Let's try it with an **and** instead of an **or**
grade != "A" and grade != "B"

grade	grade != "A"	grade != "B"	and
"A"			
"B"			
"C"			

Loop Example #5 – Truth Table

- Let's try it with an **and** instead of an **or**
`grade != "A" and grade != "B"`

<code>grade</code>	<code>grade != "A"</code>	<code>grade != "B"</code>	<code>and</code>
"A"	False	True	False
"B"	True	False	False
"C"	True	True	True

- Now our program will behave how we want
– You have to think carefully about conditionals!

Loop Example #5 – Completed

- Let's update this to ask for the user's grade
 - An "A" or a "B" means that they passed

```
grade = ""
while grade != "A" and grade != "B":
    # get the user's grade
    grade = input("What is your grade? ")

print("You passed!")
```

Interactive `while` Loops

When to Use **while** Loops

- **while** loops are very helpful when you want to get input from the user that meets certain specific conditions
 - Positive number
 - A non-empty string
 - A number within a certain range

Example `while` Loop

- We can use a `while` loop to get correct input from the user by re-prompting them

```
num = 0
```

```
# so that we can use it here
```

```
while num <= 0:
```

```
    num = int(input("Enter a positive number: "))
```

```
# while loop exits because num is positive
```

```
print("Thank you. The number you chose is:", num)
```

Updated Exercise: Twitter Followers

- Update your twitter “guessing game” to keep re-prompting until the user until they guess the right number of followers
- At each step, tell them whether their guess was high or low
- Exit the loop when they guess correctly



Daily Command Line Shortcut

- **TAB**

- In the command line, hitting TAB will auto-complete up to the point of uniqueness
- For example, typing “**emacs h**” and hitting TAB may auto-complete to “**emacs hw1_part**”

- **up arrow**

- Brings back your previous command in the terminal
- Hit again to go further back

Announcements

- HW 2 is out on Blackboard now
 - Must complete the Academic Integrity Quiz with a 100%
 - Due by Saturday (September 22nd) at 8:59:59 PM
- Pre Lab Quiz 4 out at 10am on Friday
 - Always due the following Monday at 10am!
- Course Schedule is on the website
 - Midterm #1 is in class on October 3rd and 4th
 - SDS students, schedule your exam ASAP (for either day)
 - Notify Prof. Neary by September 26th with details

Image Sources

- Infinity symbol:
 - https://commons.wikimedia.org/wiki/File:Flat_UI_-_infinity.png
- Chocolate chip cookie (adapted from):
 - https://en.wikipedia.org/wiki/File:Choco_chip_cookie.png
- Twitter logo
 - <https://pixabay.com/en/p-312464/>